

Scaled data based on original data using
LM-79-08 Approved Method: Electrical and Photometric Measurements of Solid-
State Lighting Products

Test Report Prepared for
Cooper Lighting Solutions
(formerly Eaton)

Brand: McGRAW-EDISON

Report Number: P226913

Luminaire Tested: **ISW-AF-XXX-LED-E1-SL3-7050-XXB**

Issue Date: 3/3/2020

Test Information

Test Method: LM-79-08
Report Number: P226913
TEST IS SCALED FROM IESNA LM-79-08 TEST DATA (P35946)
Test Lab: INNOVATION CENTER-P3
Issue Date: 3/3/2020
Manufacturer: COOPER LIGHTING SOLUTIONS (FORMERLY EATON)
Product Line: MCGRAW-EDISON
Catalog Number: ISW-AF-XXX-LED-E1-SL3-7050-XXB
Description: IMPACT ELITE LED WEDGE LUMINAIRE, EMERGENCY MODE WITH BATTERY
BACKPACK BOX
LIGHT SQUARE WITH ACCUCLED OPTICS-TYPE III W/SPILL CONTROL
Light Source: (16) 5000K CCT, 70 CRI LEDs
Ballast/Driver: ELECTRONIC DRIVER

Summary

Lumens per Lamp: N/A
Luminaire Lumens: 629.1 lumens
Efficiency: N/A
Efficacy: 48.4 lumens/watt
Luminous Opening: Rectangular (W 0.5' x L: 0.5' x H: 0')
IES Classification: Type II - Short - Semi-Cutoff
BUG Rating: B0 - U1 - G1

Input Watts (W): 13
Input Voltage (V): 120
Input Current (Ain): NR
Voltage Rise (V): NR
Power Factor: NR
Total Harmonic Distortion (THDi): NR
Frequency (hertz): 60
Stabilization Time: NR
Operation Time: NR
Ambient Temperature (°C): NR
Test Distance: 25 FT

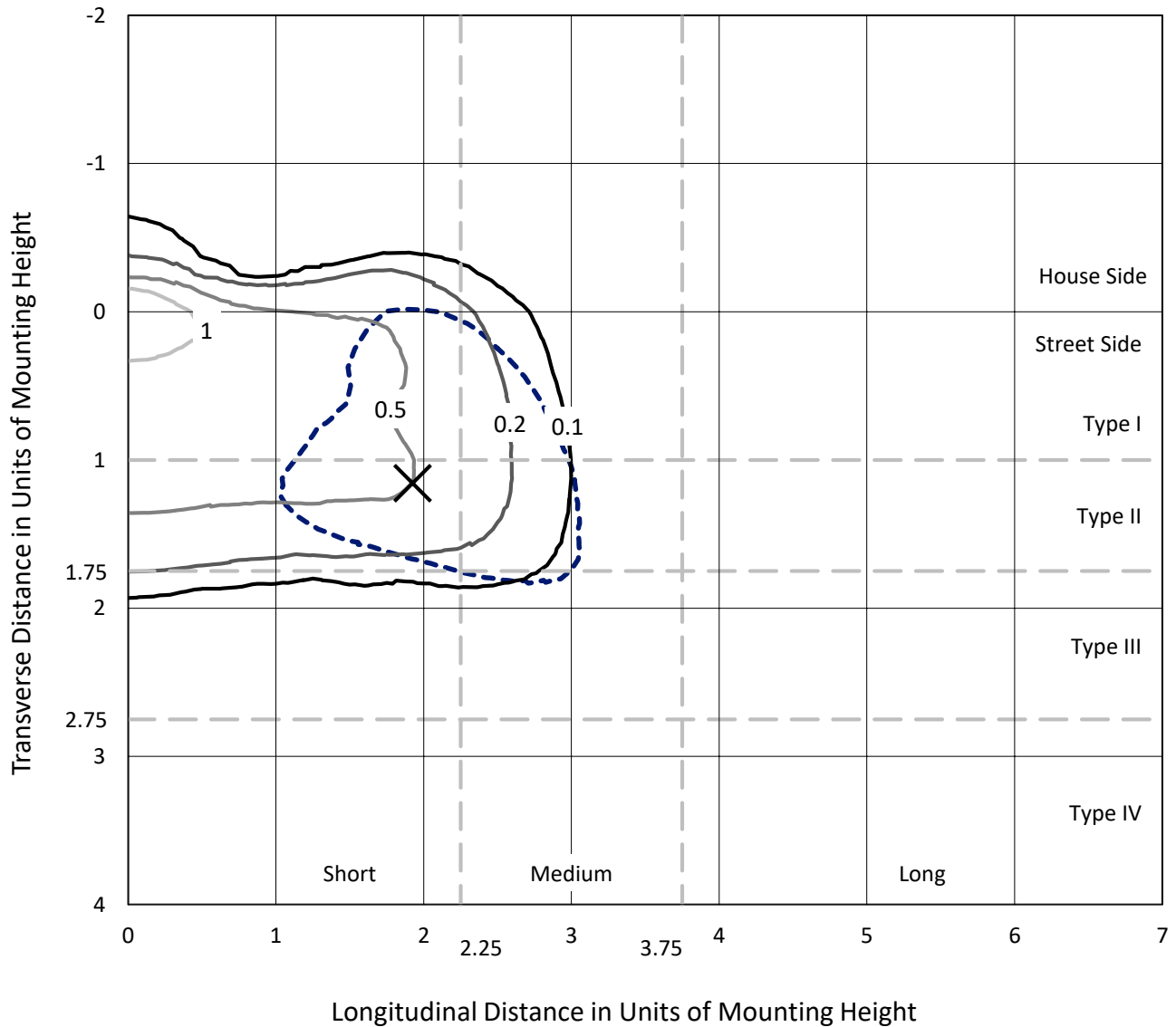


REPORT NUMBER: P226913

CATALOG NUMBER: ISW-AF-XXX-LED-E1-SL3-7050-XXB

Iso-Footcandle Lines of Horizontal Illumination

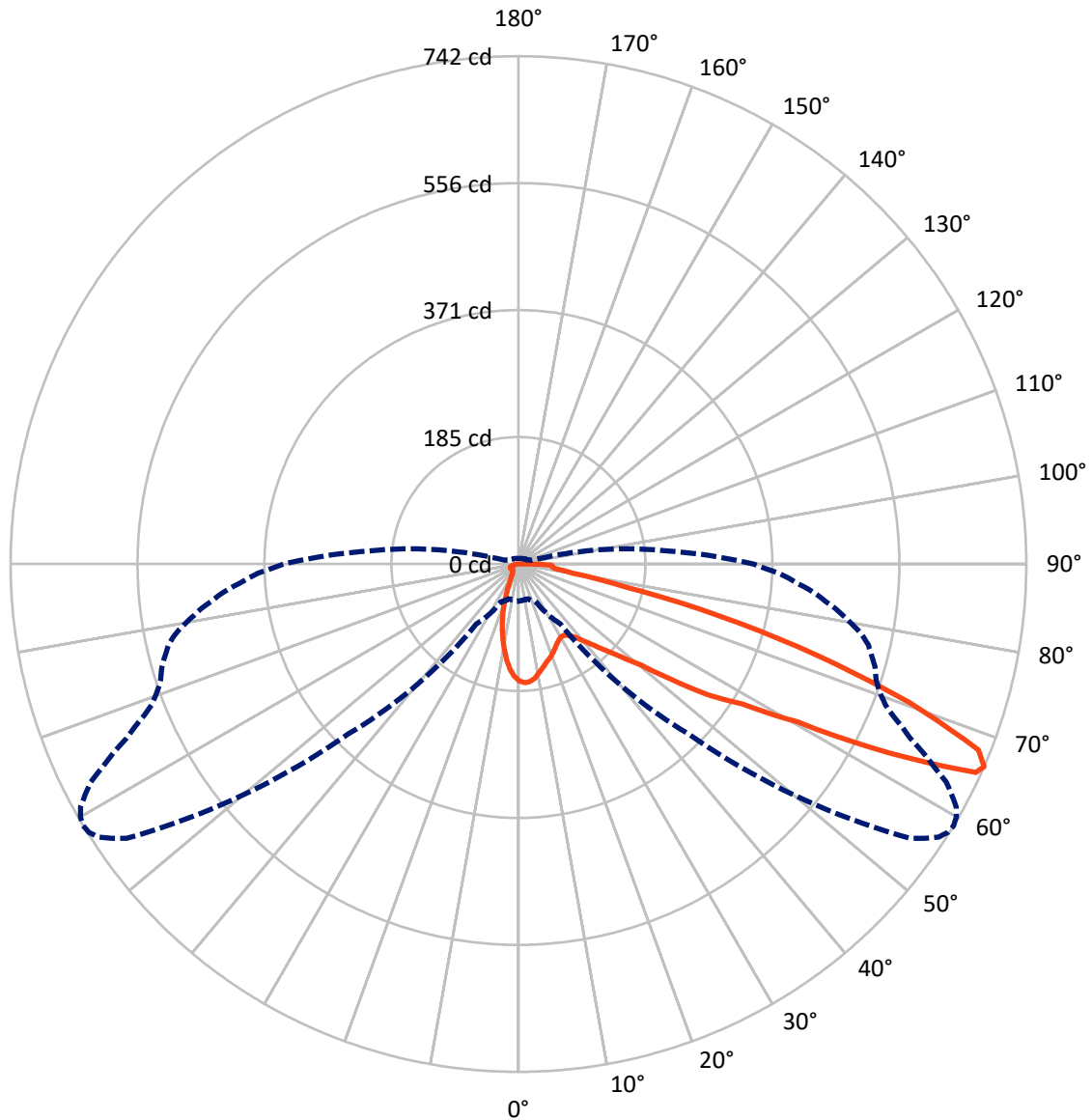
× Max cd
 - - - 1/2 Max cd



Based on 10 foot mounting height. Maximum calculated value = 1.7 fc
 Type II - Short - Semi-Cutoff

REPORT NUMBER: P226913
CATALOG NUMBER: ISW-AF-XXX-LED-E1-SL3-7050-XXB

Luminous Intensity Polar Plot



— Vertical Plane Through 59-Deg Lateral - - - Horizontal Cone Through 66-Deg Vertical

REPORT NUMBER: P226913

CATALOG NUMBER: ISW-AF-XXX-LED-E1-SL3-7050-XXB

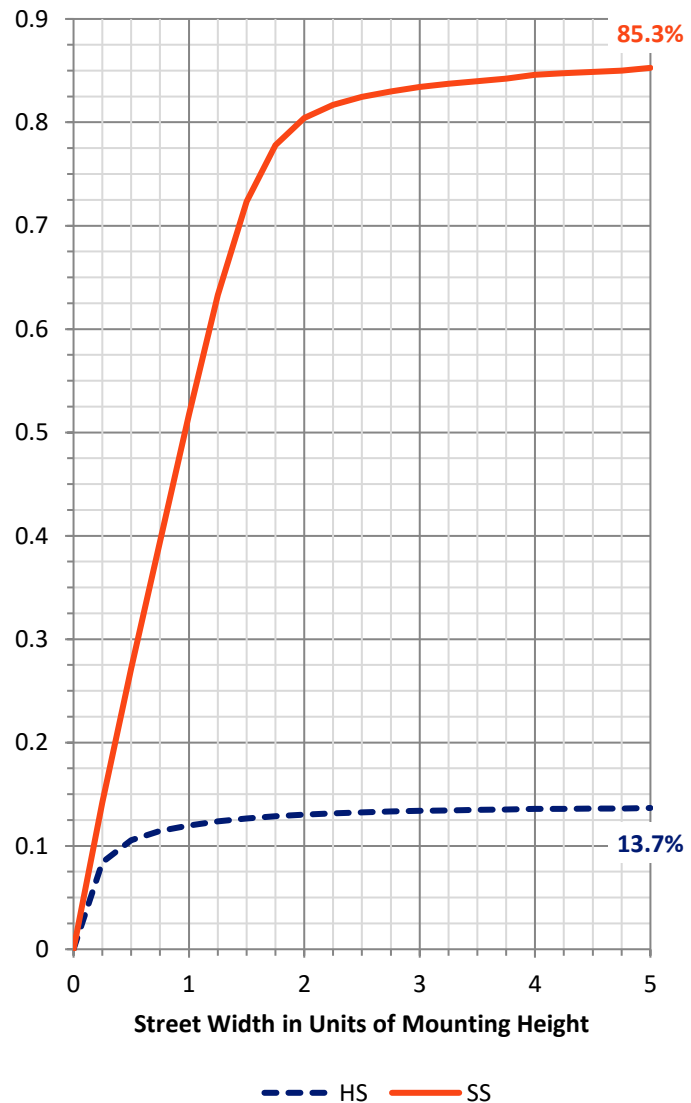
FLUX DISTRIBUTION:

		Downward	Upward	Total
House Side	Lumens	87.3	0.0	87.3
	% Fixture	13.9	0.0	13.9
Street Side	Lumens	541.6	0.2	541.8
	% Fixture	86.1	0.0	86.1
Total	Lumens	628.9	0.3	629.1
	% Fixture	100.0	0.0	100.0

Coefficient of Utilization

ZONAL LUMENS:

Zone	Lumens	% Fixture
0°-10°	14.6	2.3
10°-20°	30.8	4.9
20°-30°	38.6	6.1
30°-40°	52.8	8.4
40°-50°	85.0	13.5
50°-60°	147.6	23.5
60°-70°	179.4	28.5
70°-80°	66.9	10.6
80°-90°	13.2	2.1
90°-100°	0.3	0.0
100°-110°	0.0	0.0
110°-120°	0.0	0.0
120°-130°	0.0	0.0
130°-140°	0.0	0.0
140°-150°	0.0	0.0
150°-160°	0.0	0.0
160°-170°	0.0	0.0
170°-180°	0.0	0.0
0°-90°	628.9	100.0
0°-180°	629.1	100.0



REPORT NUMBER: P226913

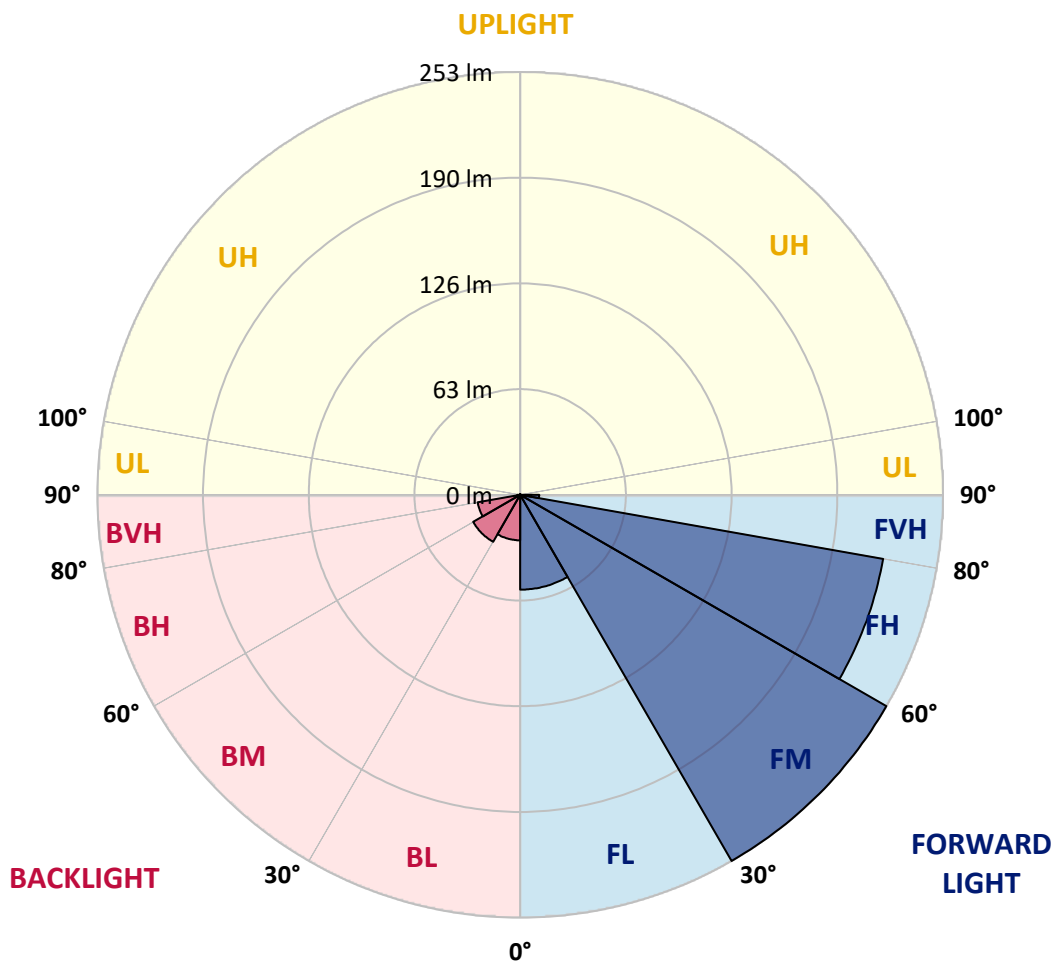
CATALOG NUMBER: ISW-AF-XXX-LED-E1-SL3-7050-XXB

LUMINAIRE CLASSIFICATION SYSTEM LUMEN TABLE AND BUG RATING:

Zone		Lumens	% Fixture	Zone Rating/Lumen Limit		
				B	U	G
FL	(0°-30°)	56.7	9.0			
FM	(30°-60°)	253.0	40.2			
FH	(60°-80°)	220.5	35.0			G0/660
FVH	(80°-90°)	11.4	1.8			G1/100
BL	(0°-30°)	27.2	4.3	B0/110		
BM	(30°-60°)	32.5	5.2	B0/220		
BH	(60°-80°)	25.8	4.1	B0/110		G0/110
BVH	(80°-90°)	1.8	0.3			G0/10
UL	(90°-100°)	0.3	0.0		U1/10	
UH	(100°-180°)	0.0	0.0		U1/10	

BUG Rating: B0-U1-G1

Type II Short





REPORT NUMBER: P226913

CATALOG NUMBER: ISW-AF-XXX-LED-E1-SL3-7050-XXB

CANDELA DISTRIBUTION (FULL):

	0°	5°	15°	25°	35°	45°	55°	56°	57°	58°	59°
0°	170.9	170.9	170.9	170.9	170.9	170.9	170.9	170.9	170.9	170.9	170.9
2.5°	175.4	174.8	175.8	175.4	175.7	174.3	174.0	173.7	173.9	173.6	173.6
5°	171.2	170.9	172.2	172.8	173.4	173.2	173.1	173.1	173.2	172.6	172.6
7.5°	159.1	158.9	160.6	161.8	164.6	166.3	168.4	168.5	168.7	168.4	169.0
10°	146.1	146.7	148.2	150.3	154.4	156.9	161.0	161.8	162.0	162.1	162.2
12.5°	133.8	133.2	135.1	139.0	144.6	148.6	153.7	154.1	154.6	155.3	156.0
15°	122.8	123.5	125.0	129.1	134.9	140.6	147.3	147.7	148.6	149.2	150.2
17.5°	115.3	115.3	117.0	120.8	126.3	133.5	141.9	142.6	143.3	144.1	145.2
20°	111.5	111.5	112.2	114.4	119.2	126.2	136.3	137.1	138.4	139.3	140.7
22.5°	111.2	111.1	111.0	111.5	114.4	119.8	130.3	131.4	132.5	133.9	135.1
25°	114.3	114.6	113.4	112.7	112.9	115.5	124.6	125.2	127.4	128.3	129.8
27.5°	118.7	119.2	118.3	117.1	115.4	113.7	119.8	120.8	122.2	123.7	125.6
30°	125.1	125.0	124.9	124.1	120.8	115.6	118.3	119.0	120.3	121.4	123.1
32.5°	131.9	132.7	133.3	132.9	129.4	120.8	120.4	121.0	122.1	122.8	123.8
35°	140.8	141.2	143.4	143.4	140.0	129.9	126.1	126.5	127.1	127.4	128.2
37.5°	150.6	151.9	155.2	157.1	151.7	141.3	135.0	135.0	135.3	135.5	136.0
40°	161.8	163.8	168.3	172.0	168.5	155.5	146.8	147.7	147.4	147.0	148.1
42.5°	175.0	177.1	182.6	186.1	184.0	172.6	162.6	162.0	162.9	161.8	162.1
45°	190.2	191.8	197.4	201.1	202.7	193.5	183.4	182.2	182.2	179.7	180.8
47.5°	203.9	204.4	209.8	216.2	221.6	221.7	207.5	206.7	204.9	203.2	202.8
50°	216.6	218.1	221.6	228.6	239.7	249.3	240.6	238.2	236.2	230.1	232.0
52.5°	238.7	241.5	243.7	248.0	261.1	280.7	291.4	287.6	287.1	281.6	280.4
55°	242.9	243.2	250.5	275.0	305.9	319.9	340.5	340.4	341.9	340.2	338.5
57.5°	223.4	221.1	233.3	265.6	327.6	400.0	393.7	394.4	392.4	387.1	385.4
60°	174.0	175.9	189.1	230.3	311.9	451.7	493.1	480.8	489.6	475.8	468.4
62.5°	97.9	95.7	104.7	148.0	255.9	454.4	628.4	629.7	634.0	626.3	608.1
65°	63.2	62.2	61.3	74.8	153.4	397.5	703.2	719.8	729.8	733.8	734.1
66°	54.3	53.5	52.5	61.2	106.9	350.2	698.4	716.2	732.0	739.5	741.7
67.5°	46.2	45.0	44.9	50.7	74.4	271.7	652.4	680.3	694.3	713.7	724.4
70°	35.3	34.7	36.5	43.8	57.1	127.9	519.9	556.2	580.4	595.6	605.4
72.5°	29.6	29.4	31.8	40.0	54.1	72.5	363.9	403.0	428.2	442.7	456.2
75°	23.1	23.3	26.5	38.2	53.8	63.2	211.4	248.7	263.3	286.3	303.8
77.5°	17.4	17.2	19.7	30.9	52.5	64.0	109.9	125.3	141.4	153.1	157.3
80°	12.2	12.3	14.1	21.2	40.9	65.9	68.5	72.1	75.4	79.2	80.0
82.5°	8.1	8.2	10.4	14.6	28.4	62.9	63.9	62.3	59.7	56.4	52.9
85°	4.9	5.1	7.4	9.8	22.0	56.9	66.2	61.8	57.9	53.5	49.2
87.5°	2.5	2.8	4.4	5.8	13.0	28.1	68.9	65.7	60.3	53.6	48.8
90°	0.7	0.7	1.0	1.4	2.6	5.7	17.4	15.6	7.8	14.9	7.3
92.5°	0.0	0.0	0.0	0.0	0.0	0.0	0.0	0.0	0.0	0.0	0.0
95°	0.0	0.0	0.0	0.0	0.0	0.0	0.0	0.0	0.0	0.0	0.0
97.5°	0.0	0.0	0.0	0.0	0.0	0.0	0.0	0.0	0.0	0.0	0.0
100°	0.0	0.0	0.0	0.0	0.0	0.0	0.0	0.0	0.0	0.0	0.0
102.5°	0.0	0.0	0.0	0.0	0.0	0.0	0.0	0.0	0.0	0.0	0.0
105°	0.0	0.0	0.0	0.0	0.0	0.0	0.0	0.0	0.0	0.0	0.0
107.5°	0.0	0.0	0.0	0.0	0.0	0.0	0.0	0.0	0.0	0.0	0.0



REPORT NUMBER: P226913

CATALOG NUMBER: ISW-AF-XXX-LED-E1-SL3-7050-XXB

CANDELA DISTRIBUTION (continued):

	0°	5°	15°	25°	35°	45°	55°	56°	57°	58°	59°
110°	0.0	0.0	0.0	0.0	0.0	0.0	0.0	0.0	0.0	0.0	0.0
112.5°	0.0	0.0	0.0	0.0	0.0	0.0	0.0	0.0	0.0	0.0	0.0
115°	0.0	0.0	0.0	0.0	0.0	0.0	0.0	0.0	0.0	0.0	0.0
117.5°	0.0	0.0	0.0	0.0	0.0	0.0	0.0	0.0	0.0	0.0	0.0
120°	0.0	0.0	0.0	0.0	0.0	0.0	0.0	0.0	0.0	0.0	0.0
122.5°	0.0	0.0	0.0	0.0	0.0	0.0	0.0	0.0	0.0	0.0	0.0
125°	0.0	0.0	0.0	0.0	0.0	0.0	0.0	0.0	0.0	0.0	0.0
127.5°	0.0	0.0	0.0	0.0	0.0	0.0	0.0	0.0	0.0	0.0	0.0
130°	0.0	0.0	0.0	0.0	0.0	0.0	0.0	0.0	0.0	0.0	0.0
132.5°	0.0	0.0	0.0	0.0	0.0	0.0	0.0	0.0	0.0	0.0	0.0
135°	0.0	0.0	0.0	0.0	0.0	0.0	0.0	0.0	0.0	0.0	0.0
137.5°	0.0	0.0	0.0	0.0	0.0	0.0	0.0	0.0	0.0	0.0	0.0
140°	0.0	0.0	0.0	0.0	0.0	0.0	0.0	0.0	0.0	0.0	0.0
142.5°	0.0	0.0	0.0	0.0	0.0	0.0	0.0	0.0	0.0	0.0	0.0
145°	0.0	0.0	0.0	0.0	0.0	0.0	0.0	0.0	0.0	0.0	0.0
147.5°	0.0	0.0	0.0	0.0	0.0	0.0	0.0	0.0	0.0	0.0	0.0
150°	0.0	0.0	0.0	0.0	0.0	0.0	0.0	0.0	0.0	0.0	0.0
152.5°	0.0	0.0	0.0	0.0	0.0	0.0	0.0	0.0	0.0	0.0	0.0
155°	0.0	0.0	0.0	0.0	0.0	0.0	0.0	0.0	0.0	0.0	0.0
157.5°	0.0	0.0	0.0	0.0	0.0	0.0	0.0	0.0	0.0	0.0	0.0
160°	0.0	0.0	0.0	0.0	0.0	0.0	0.0	0.0	0.0	0.0	0.0
162.5°	0.0	0.0	0.0	0.0	0.0	0.0	0.0	0.0	0.0	0.0	0.0
165°	0.0	0.0	0.0	0.0	0.0	0.0	0.0	0.0	0.0	0.0	0.0
167.5°	0.0	0.0	0.0	0.0	0.0	0.0	0.0	0.0	0.0	0.0	0.0
170°	0.0	0.0	0.0	0.0	0.0	0.0	0.0	0.0	0.0	0.0	0.0
172.5°	0.0	0.0	0.0	0.0	0.0	0.0	0.0	0.0	0.0	0.0	0.0
175°	0.0	0.0	0.0	0.0	0.0	0.0	0.0	0.0	0.0	0.0	0.0
177.5°	0.0	0.0	0.0	0.0	0.0	0.0	0.0	0.0	0.0	0.0	0.0
180°	0.0	0.0	0.0	0.0	0.0	0.0	0.0	0.0	0.0	0.0	0.0



REPORT NUMBER: P226913

CATALOG NUMBER: ISW-AF-XXX-LED-E1-SL3-7050-XXB

CANDELA DISTRIBUTION (continued):

	60°	61°	62°	63°	64°	65°	66°	67°	68°	69°	70°
0°	170.9	170.9	170.9	170.9	170.9	170.9	170.9	170.9	170.9	170.9	170.9
2.5°	173.5	173.7	173.5	173.2	173.5	173.2	173.1	173.0	173.1	172.9	172.8
5°	172.6	172.8	172.8	172.3	172.2	172.6	172.0	172.2	172.0	171.8	171.4
7.5°	168.5	168.6	168.7	168.3	168.6	168.6	168.4	168.4	168.2	168.3	167.9
10°	162.7	163.1	163.5	163.3	163.2	164.1	163.7	164.0	164.0	163.7	163.8
12.5°	156.4	157.1	157.6	157.6	158.0	159.0	158.9	159.1	159.8	159.8	159.5
15°	150.7	151.3	152.1	152.7	153.5	154.1	154.6	155.4	155.8	155.8	156.3
17.5°	146.1	147.1	148.0	148.2	149.3	150.5	150.8	151.7	152.3	152.6	153.2
20°	141.7	142.7	143.8	144.8	145.7	147.1	147.8	148.3	149.3	149.9	150.8
22.5°	136.5	138.1	139.5	140.6	142.3	143.4	144.8	145.7	146.9	147.8	148.4
25°	131.6	133.8	135.6	136.8	139.0	140.6	142.3	143.7	145.2	146.4	147.4
27.5°	127.0	129.5	131.8	133.6	136.0	138.6	140.2	142.7	144.6	146.3	147.5
30°	124.8	126.9	129.2	131.4	133.8	137.1	139.8	142.8	145.3	147.5	149.2
32.5°	125.3	127.2	129.2	131.1	133.6	137.3	140.0	143.6	147.2	150.1	152.3
35°	129.1	130.9	132.2	133.9	136.1	138.9	141.9	145.6	150.1	153.9	156.8
37.5°	137.3	137.7	139.1	140.3	141.5	144.1	146.9	150.1	155.2	159.2	163.3
40°	147.3	148.5	149.8	150.4	151.7	153.4	154.6	158.0	162.5	167.8	172.3
42.5°	162.2	162.7	162.9	163.1	163.6	164.7	166.6	169.7	174.1	178.8	183.7
45°	179.0	179.6	180.2	180.5	179.8	180.5	182.4	183.8	188.2	192.6	198.9
47.5°	202.3	200.5	199.7	200.8	200.2	201.7	202.6	203.4	208.6	213.9	219.2
50°	232.1	231.0	229.7	229.7	230.8	229.8	230.4	233.6	235.3	239.8	246.8
52.5°	279.7	276.4	271.3	269.1	270.4	269.6	269.9	270.5	269.4	273.5	279.5
55°	338.5	334.3	330.9	329.0	321.9	321.3	316.6	314.8	311.1	315.0	313.7
57.5°	380.5	377.8	376.1	370.3	367.0	360.4	358.5	356.2	351.0	353.6	355.9
60°	461.5	451.9	448.6	438.5	435.1	428.8	420.8	416.9	414.2	416.7	415.1
62.5°	596.8	583.3	580.7	556.7	550.8	536.4	521.3	519.3	510.8	505.5	504.3
65°	728.8	709.6	695.2	669.0	651.2	630.6	607.7	590.9	573.6	564.9	553.4
66°	738.6	731.0	716.5	701.2	675.4	652.8	626.7	608.6	589.2	574.0	564.2
67.5°	721.9	717.8	712.7	702.3	686.1	665.0	640.3	617.2	593.9	575.9	560.2
70°	610.2	614.6	620.4	617.7	608.4	600.2	578.4	565.5	547.9	524.4	514.8
72.5°	460.6	472.4	468.4	453.1	446.0	440.3	432.4	423.7	398.5	395.6	384.3
75°	296.3	292.3	295.0	276.4	263.8	258.6	239.8	232.1	213.2	200.9	191.6
77.5°	156.2	148.4	142.5	126.2	114.5	107.6	98.5	87.7	71.1	70.1	55.0
80°	72.4	66.6	61.2	55.5	49.8	42.2	36.7	29.9	26.4	22.7	21.1
82.5°	49.2	45.4	42.1	38.4	34.0	28.8	24.9	21.1	18.0	16.2	14.8
85°	44.6	40.5	36.8	32.1	27.6	23.2	19.0	15.7	12.8	11.2	10.2
87.5°	43.3	38.3	34.4	29.3	24.9	20.4	16.4	12.7	9.9	8.1	6.9
90°	5.5	5.9	4.2	4.1	1.7	2.2	1.6	1.0	1.1	0.8	0.9
92.5°	0.0	0.0	0.0	0.0	0.0	0.0	0.0	0.0	0.0	0.0	0.0
95°	0.0	0.0	0.0	0.0	0.0	0.0	0.0	0.0	0.0	0.0	0.0
97.5°	0.0	0.0	0.0	0.0	0.0	0.0	0.0	0.0	0.0	0.0	0.0
100°	0.0	0.0	0.0	0.0	0.0	0.0	0.0	0.0	0.0	0.0	0.0
102.5°	0.0	0.0	0.0	0.0	0.0	0.0	0.0	0.0	0.0	0.0	0.0
105°	0.0	0.0	0.0	0.0	0.0	0.0	0.0	0.0	0.0	0.0	0.0
107.5°	0.0	0.0	0.0	0.0	0.0	0.0	0.0	0.0	0.0	0.0	0.0



REPORT NUMBER: P226913

CATALOG NUMBER: ISW-AF-XXX-LED-E1-SL3-7050-XXB

CANDELA DISTRIBUTION (continued):

	60°	61°	62°	63°	64°	65°	66°	67°	68°	69°	70°
110°	0.0	0.0	0.0	0.0	0.0	0.0	0.0	0.0	0.0	0.0	0.0
112.5°	0.0	0.0	0.0	0.0	0.0	0.0	0.0	0.0	0.0	0.0	0.0
115°	0.0	0.0	0.0	0.0	0.0	0.0	0.0	0.0	0.0	0.0	0.0
117.5°	0.0	0.0	0.0	0.0	0.0	0.0	0.0	0.0	0.0	0.0	0.0
120°	0.0	0.0	0.0	0.0	0.0	0.0	0.0	0.0	0.0	0.0	0.0
122.5°	0.0	0.0	0.0	0.0	0.0	0.0	0.0	0.0	0.0	0.0	0.0
125°	0.0	0.0	0.0	0.0	0.0	0.0	0.0	0.0	0.0	0.0	0.0
127.5°	0.0	0.0	0.0	0.0	0.0	0.0	0.0	0.0	0.0	0.0	0.0
130°	0.0	0.0	0.0	0.0	0.0	0.0	0.0	0.0	0.0	0.0	0.0
132.5°	0.0	0.0	0.0	0.0	0.0	0.0	0.0	0.0	0.0	0.0	0.0
135°	0.0	0.0	0.0	0.0	0.0	0.0	0.0	0.0	0.0	0.0	0.0
137.5°	0.0	0.0	0.0	0.0	0.0	0.0	0.0	0.0	0.0	0.0	0.0
140°	0.0	0.0	0.0	0.0	0.0	0.0	0.0	0.0	0.0	0.0	0.0
142.5°	0.0	0.0	0.0	0.0	0.0	0.0	0.0	0.0	0.0	0.0	0.0
145°	0.0	0.0	0.0	0.0	0.0	0.0	0.0	0.0	0.0	0.0	0.0
147.5°	0.0	0.0	0.0	0.0	0.0	0.0	0.0	0.0	0.0	0.0	0.0
150°	0.0	0.0	0.0	0.0	0.0	0.0	0.0	0.0	0.0	0.0	0.0
152.5°	0.0	0.0	0.0	0.0	0.0	0.0	0.0	0.0	0.0	0.0	0.0
155°	0.0	0.0	0.0	0.0	0.0	0.0	0.0	0.0	0.0	0.0	0.0
157.5°	0.0	0.0	0.0	0.0	0.0	0.0	0.0	0.0	0.0	0.0	0.0
160°	0.0	0.0	0.0	0.0	0.0	0.0	0.0	0.0	0.0	0.0	0.0
162.5°	0.0	0.0	0.0	0.0	0.0	0.0	0.0	0.0	0.0	0.0	0.0
165°	0.0	0.0	0.0	0.0	0.0	0.0	0.0	0.0	0.0	0.0	0.0
167.5°	0.0	0.0	0.0	0.0	0.0	0.0	0.0	0.0	0.0	0.0	0.0
170°	0.0	0.0	0.0	0.0	0.0	0.0	0.0	0.0	0.0	0.0	0.0
172.5°	0.0	0.0	0.0	0.0	0.0	0.0	0.0	0.0	0.0	0.0	0.0
175°	0.0	0.0	0.0	0.0	0.0	0.0	0.0	0.0	0.0	0.0	0.0
177.5°	0.0	0.0	0.0	0.0	0.0	0.0	0.0	0.0	0.0	0.0	0.0
180°	0.0	0.0	0.0	0.0	0.0	0.0	0.0	0.0	0.0	0.0	0.0



REPORT NUMBER: P226913

CATALOG NUMBER: ISW-AF-XXX-LED-E1-SL3-7050-XXB

CANDELA DISTRIBUTION (continued):

	71°	72°	73°	74°	75°	76°	77°	78°	79°	80°	81°
0°	170.9	170.9	170.9	170.9	170.9	170.9	170.9	170.9	170.9	170.9	170.9
2.5°	172.6	172.4	172.6	172.6	172.2	172.3	172.4	172.0	171.8	171.8	171.7
5°	171.1	170.9	171.1	171.0	170.4	170.3	170.3	170.0	169.7	169.4	169.2
7.5°	167.4	167.6	167.5	167.2	167.0	167.0	166.7	166.0	165.6	165.2	164.8
10°	163.3	163.3	163.4	163.3	162.8	162.6	162.2	161.8	161.9	161.0	160.2
12.5°	159.6	159.6	159.5	159.3	159.1	159.0	159.0	157.8	157.5	157.2	156.3
15°	156.2	156.3	156.3	156.3	155.9	155.9	155.4	154.6	154.6	153.7	152.9
17.5°	153.5	153.7	153.6	153.7	153.8	153.3	152.4	151.9	151.3	150.9	149.7
20°	151.1	151.3	151.4	151.4	151.1	150.8	150.0	149.2	148.8	147.9	146.4
22.5°	149.0	149.4	149.5	149.5	149.1	148.8	148.1	146.9	146.1	145.0	143.6
25°	148.2	148.6	148.3	148.5	148.2	147.5	146.4	145.5	144.3	142.8	141.4
27.5°	148.4	149.1	148.9	148.8	148.3	147.9	146.5	145.4	144.0	142.3	140.4
30°	150.2	151.3	150.9	150.5	150.4	149.2	148.0	146.3	144.8	142.7	140.6
32.5°	153.5	154.0	154.1	153.8	153.4	152.4	150.7	148.5	146.8	144.4	141.9
35°	158.9	159.4	159.2	159.2	158.8	157.2	155.1	153.0	150.6	147.9	145.3
37.5°	166.4	167.4	167.2	166.9	166.3	164.5	162.8	160.2	157.5	153.9	150.9
40°	175.8	177.5	178.9	178.6	177.3	175.6	174.1	171.1	168.4	164.5	161.2
42.5°	188.6	190.8	192.6	194.0	193.4	191.3	188.6	187.3	183.5	179.4	176.0
45°	204.9	209.5	211.1	212.8	212.8	211.4	210.8	208.3	204.3	198.9	195.7
47.5°	226.4	232.5	234.4	237.2	238.8	237.4	236.3	232.1	229.4	221.9	221.2
50°	252.5	258.7	263.7	267.0	266.5	267.8	265.2	262.8	259.1	253.0	250.9
52.5°	285.9	290.8	295.3	297.3	299.3	299.0	298.4	296.8	292.1	288.8	283.4
55°	320.1	324.2	329.7	332.9	335.5	335.0	332.8	328.8	329.7	322.8	319.8
57.5°	359.1	363.5	369.5	372.5	373.7	379.5	378.1	377.6	376.0	373.6	370.5
60°	426.1	427.4	432.3	439.8	449.1	447.3	449.6	451.1	452.3	446.9	446.5
62.5°	506.0	507.5	511.8	513.3	514.7	514.9	511.8	511.8	506.5	499.5	494.1
65°	549.6	546.4	543.5	541.9	538.3	535.1	530.5	524.2	515.2	504.5	494.9
66°	555.9	549.4	545.6	541.5	535.8	529.9	524.4	515.8	505.3	492.6	479.9
67.5°	549.8	540.9	532.1	526.1	518.1	507.5	497.9	487.9	477.9	460.5	448.6
70°	494.3	483.7	474.1	460.8	448.2	437.8	421.2	403.8	389.4	371.1	359.4
72.5°	367.1	354.6	342.0	323.3	305.1	302.4	281.5	261.0	250.0	235.2	223.4
75°	181.3	165.5	143.0	133.0	118.4	111.3	107.4	92.5	88.9	74.4	74.2
77.5°	51.2	44.0	39.1	34.0	31.9	30.4	25.1	24.0	21.8	21.4	20.2
80°	19.4	18.3	17.8	17.4	16.9	16.6	16.4	15.6	15.2	14.7	14.4
82.5°	14.0	13.6	12.7	12.4	12.1	11.5	11.4	10.9	10.6	10.0	9.8
85°	9.5	9.0	8.5	8.0	7.8	7.7	7.4	7.2	7.0	6.8	6.7
87.5°	6.4	5.9	5.3	5.1	5.0	5.1	5.2	5.0	4.9	4.7	4.6
90°	0.8	1.1	1.0	1.0	1.2	1.0	1.0	1.1	1.0	1.0	0.9
92.5°	0.0	0.0	0.0	0.0	0.0	0.0	0.0	0.0	0.0	0.0	0.0
95°	0.0	0.0	0.0	0.0	0.0	0.0	0.0	0.0	0.0	0.0	0.0
97.5°	0.0	0.0	0.0	0.0	0.0	0.0	0.0	0.0	0.0	0.0	0.0
100°	0.0	0.0	0.0	0.0	0.0	0.0	0.0	0.0	0.0	0.0	0.0
102.5°	0.0	0.0	0.0	0.0	0.0	0.0	0.0	0.0	0.0	0.0	0.0
105°	0.0	0.0	0.0	0.0	0.0	0.0	0.0	0.0	0.0	0.0	0.0
107.5°	0.0	0.0	0.0	0.0	0.0	0.0	0.0	0.0	0.0	0.0	0.0



REPORT NUMBER: P226913
 CATALOG NUMBER: ISW-AF-XXX-LED-E1-SL3-7050-XXB

REPORT N
 CATALOG

CANDELA DISTRIBUTION (continued):

CANDELA

	71°	72°	73°	74°	75°	76°	77°	78°	79°	80°	81°	
110°	0.0	0.0	0.0	0.0	0.0	0.0	0.0	0.0	0.0	0.0	0.0	0°
112.5°	0.0	0.0	0.0	0.0	0.0	0.0	0.0	0.0	0.0	0.0	0.0	2.5°
115°	0.0	0.0	0.0	0.0	0.0	0.0	0.0	0.0	0.0	0.0	0.0	5°
117.5°	0.0	0.0	0.0	0.0	0.0	0.0	0.0	0.0	0.0	0.0	0.0	7.5°
120°	0.0	0.0	0.0	0.0	0.0	0.0	0.0	0.0	0.0	0.0	0.0	10°
122.5°	0.0	0.0	0.0	0.0	0.0	0.0	0.0	0.0	0.0	0.0	0.0	12.5°
125°	0.0	0.0	0.0	0.0	0.0	0.0	0.0	0.0	0.0	0.0	0.0	15°
127.5°	0.0	0.0	0.0	0.0	0.0	0.0	0.0	0.0	0.0	0.0	0.0	17.5°
130°	0.0	0.0	0.0	0.0	0.0	0.0	0.0	0.0	0.0	0.0	0.0	20°
132.5°	0.0	0.0	0.0	0.0	0.0	0.0	0.0	0.0	0.0	0.0	0.0	22.5°
135°	0.0	0.0	0.0	0.0	0.0	0.0	0.0	0.0	0.0	0.0	0.0	25°
137.5°	0.0	0.0	0.0	0.0	0.0	0.0	0.0	0.0	0.0	0.0	0.0	27.5°
140°	0.0	0.0	0.0	0.0	0.0	0.0	0.0	0.0	0.0	0.0	0.0	30°
142.5°	0.0	0.0	0.0	0.0	0.0	0.0	0.0	0.0	0.0	0.0	0.0	32.5°
145°	0.0	0.0	0.0	0.0	0.0	0.0	0.0	0.0	0.0	0.0	0.0	35°
147.5°	0.0	0.0	0.0	0.0	0.0	0.0	0.0	0.0	0.0	0.0	0.0	37.5°
150°	0.0	0.0	0.0	0.0	0.0	0.0	0.0	0.0	0.0	0.0	0.0	40°
152.5°	0.0	0.0	0.0	0.0	0.0	0.0	0.0	0.0	0.0	0.0	0.0	42.5°
155°	0.0	0.0	0.0	0.0	0.0	0.0	0.0	0.0	0.0	0.0	0.0	45°
157.5°	0.0	0.0	0.0	0.0	0.0	0.0	0.0	0.0	0.0	0.0	0.0	47.5°
160°	0.0	0.0	0.0	0.0	0.0	0.0	0.0	0.0	0.0	0.0	0.0	50°
162.5°	0.0	0.0	0.0	0.0	0.0	0.0	0.0	0.0	0.0	0.0	0.0	52.5°
165°	0.0	0.0	0.0	0.0	0.0	0.0	0.0	0.0	0.0	0.0	0.0	55°
167.5°	0.0	0.0	0.0	0.0	0.0	0.0	0.0	0.0	0.0	0.0	0.0	57.5°
170°	0.0	0.0	0.0	0.0	0.0	0.0	0.0	0.0	0.0	0.0	0.0	60°
172.5°	0.0	0.0	0.0	0.0	0.0	0.0	0.0	0.0	0.0	0.0	0.0	62.5°
175°	0.0	0.0	0.0	0.0	0.0	0.0	0.0	0.0	0.0	0.0	0.0	65°
177.5°	0.0	0.0	0.0	0.0	0.0	0.0	0.0	0.0	0.0	0.0	0.0	66°
180°	0.0	0.0	0.0	0.0	0.0	0.0	0.0	0.0	0.0	0.0	0.0	67.5°
												70°
												72.5°
												75°
												77.5°
												80°
												82.5°
												85°
												87.5°
												90°
												92.5°
												95°
												97.5°
												100°
												102.5°
												105°
												107.5°



NUMBER: P226913
 NUMBER: ISW-AF-XXX-LED-E1-SL3-7050-XXB

REPORT NUMBER: P
 CATALOG NUMBER:

DISTRIBUTION (continued):

CANDELA DISTRIBUTION

82°	83°	84°	85°	86°	87°	88°	89°	90°	95°	105°		82°	
170.9	170.9	170.9	170.9	170.9	170.9	170.9	170.9	170.9	170.9	170.9	170.9	110°	0.0
171.5	171.2	171.3	170.9	170.8	171.0	171.1	171.1	170.8	169.1	167.1	167.1	112.5°	0.0
169.0	168.4	168.3	168.0	167.5	168.1	167.8	167.3	166.8	164.7	160.8	160.8	115°	0.0
164.4	164.0	163.5	163.1	162.8	162.6	162.5	162.0	161.0	157.2	150.6	150.6	117.5°	0.0
159.9	159.4	158.9	158.0	157.6	157.0	157.0	155.9	155.1	150.4	140.5	140.5	120°	0.0
155.6	154.7	154.4	153.8	152.8	152.3	151.6	150.5	149.3	143.6	130.7	130.7	122.5°	0.0
152.3	151.4	150.2	149.8	148.6	147.6	146.7	145.2	143.9	136.4	120.4	120.4	125°	0.0
148.7	148.1	146.7	145.8	144.6	143.3	141.9	140.0	139.1	129.5	110.5	110.5	127.5°	0.0
145.8	144.3	142.7	142.0	140.4	139.0	137.5	135.2	133.5	122.8	100.1	100.1	130°	0.0
142.5	141.1	139.5	138.1	136.0	134.4	132.7	130.3	128.2	115.9	89.6	89.6	132.5°	0.0
140.1	138.2	136.5	134.9	132.5	130.6	128.3	125.7	123.6	109.4	78.0	78.0	135°	0.0
138.8	136.9	134.6	132.7	129.9	127.7	125.2	122.3	119.6	104.1	67.1	67.1	137.5°	0.0
138.4	136.1	133.8	131.4	128.5	125.7	122.7	119.8	116.3	99.0	55.3	55.3	140°	0.0
139.6	136.8	134.2	131.3	127.9	124.7	121.7	118.0	114.5	94.5	43.6	43.6	142.5°	0.0
142.7	139.4	136.4	133.2	129.3	125.9	122.3	118.1	114.2	91.4	33.4	33.4	145°	0.0
147.8	144.6	141.1	137.9	133.5	129.6	125.7	121.1	116.5	90.2	25.2	25.2	147.5°	0.0
157.9	153.6	150.1	146.7	141.6	137.6	133.1	127.6	122.4	91.3	21.0	21.0	150°	0.0
172.1	166.8	163.5	160.5	154.1	149.8	144.6	138.3	132.4	94.6	18.5	18.5	152.5°	0.0
191.7	187.6	181.7	177.1	170.6	165.8	160.0	152.5	145.9	99.2	17.3	17.3	155°	0.0
216.2	210.8	205.1	200.3	193.3	184.9	178.8	169.8	162.3	106.5	16.7	16.7	157.5°	0.0
246.1	239.8	232.0	228.0	218.3	211.7	203.6	193.9	184.4	117.7	17.0	17.0	160°	0.0
278.7	271.9	265.8	258.3	249.4	242.1	234.4	224.1	212.2	138.9	18.1	18.1	162.5°	0.0
313.2	308.7	303.0	293.2	288.4	279.1	269.3	257.9	249.3	166.5	20.9	20.9	165°	0.0
363.3	358.5	357.8	348.3	341.0	332.6	324.9	315.4	305.3	215.5	27.5	27.5	167.5°	0.0
440.5	435.5	429.8	422.4	413.7	403.3	393.7	381.0	369.7	264.6	30.6	30.6	170°	0.0
486.2	477.0	466.7	455.4	442.8	429.9	417.1	400.8	384.4	267.6	27.6	27.6	172.5°	0.0
482.4	470.9	457.9	442.5	429.2	413.3	399.5	378.5	363.5	238.2	22.5	22.5	175°	0.0
468.1	452.4	440.1	426.0	409.3	395.1	380.5	359.8	342.7	218.5	20.5	20.5	177.5°	0.0
431.5	418.1	401.1	387.6	375.3	358.2	344.5	325.1	313.4	189.4	18.4	18.4	180°	0.0
344.9	326.4	312.0	301.5	287.5	272.1	259.9	243.6	233.2	125.4	15.9	15.9		
200.9	196.3	180.2	171.1	162.6	150.1	140.4	132.6	118.9	60.8	14.1	14.1		
61.9	57.6	57.0	48.4	51.2	43.8	42.6	38.8	38.8	23.3	11.1	11.1		
19.8	19.4	18.6	17.6	17.2	17.2	16.7	16.6	15.8	12.5	8.3	8.3		
14.0	13.7	13.4	13.1	12.9	13.0	12.6	12.4	12.2	9.1	6.6	6.6		
9.6	9.4	8.8	8.8	8.6	8.5	8.6	8.2	8.1	6.4	5.5	5.5		
6.6	6.5	6.4	6.3	6.2	6.1	6.0	5.7	5.5	4.4	3.9	3.9		
4.3	3.7	3.6	3.1	3.0	2.9	2.7	2.9	3.2	3.2	2.5	2.5		
1.0	0.9	1.0	1.0	0.8	0.9	0.9	0.7	0.7	1.0	0.9	0.9		
0.0	0.0	0.0	0.0	0.0	0.0	0.0	0.0	0.0	0.0	0.0	0.0		
0.0	0.0	0.0	0.0	0.0	0.0	0.0	0.0	0.0	0.0	0.0	0.0		
0.0	0.0	0.0	0.0	0.0	0.0	0.0	0.0	0.0	0.0	0.0	0.0		
0.0	0.0	0.0	0.0	0.0	0.0	0.0	0.0	0.0	0.0	0.0	0.0		
0.0	0.0	0.0	0.0	0.0	0.0	0.0	0.0	0.0	0.0	0.0	0.0		
0.0	0.0	0.0	0.0	0.0	0.0	0.0	0.0	0.0	0.0	0.0	0.0		
0.0	0.0	0.0	0.0	0.0	0.0	0.0	0.0	0.0	0.0	0.0	0.0		
0.0	0.0	0.0	0.0	0.0	0.0	0.0	0.0	0.0	0.0	0.0	0.0		
0.0	0.0	0.0	0.0	0.0	0.0	0.0	0.0	0.0	0.0	0.0	0.0		



'226913
 ISW-AF-XXX-LED-E1-SL3-7050-XXB

REPORT NUMBER: P226913
 CATALOG NUMBER: ISW-AF-X

TION (continued):

CANDELA DISTRIBUTION (con

83°	84°	85°	86°	87°	88°	89°	90°	95°	105°		115°	125°
0.0	0.0	0.0	0.0	0.0	0.0	0.0	0.0	0.0	0.0	0°	170.9	170.9
0.0	0.0	0.0	0.0	0.0	0.0	0.0	0.0	0.0	0.0	2.5°	165.3	163.8
0.0	0.0	0.0	0.0	0.0	0.0	0.0	0.0	0.0	0.0	5°	156.5	153.1
0.0	0.0	0.0	0.0	0.0	0.0	0.0	0.0	0.0	0.0	7.5°	144.7	137.9
0.0	0.0	0.0	0.0	0.0	0.0	0.0	0.0	0.0	0.0	10°	131.1	121.3
0.0	0.0	0.0	0.0	0.0	0.0	0.0	0.0	0.0	0.0	12.5°	117.0	104.6
0.0	0.0	0.0	0.0	0.0	0.0	0.0	0.0	0.0	0.0	15°	103.9	87.4
0.0	0.0	0.0	0.0	0.0	0.0	0.0	0.0	0.0	0.0	17.5°	90.1	69.7
0.0	0.0	0.0	0.0	0.0	0.0	0.0	0.0	0.0	0.0	20°	76.9	52.7
0.0	0.0	0.0	0.0	0.0	0.0	0.0	0.0	0.0	0.0	22.5°	61.9	36.9
0.0	0.0	0.0	0.0	0.0	0.0	0.0	0.0	0.0	0.0	25°	45.4	26.8
0.0	0.0	0.0	0.0	0.0	0.0	0.0	0.0	0.0	0.0	27.5°	32.4	21.4
0.0	0.0	0.0	0.0	0.0	0.0	0.0	0.0	0.0	0.0	30°	24.2	18.0
0.0	0.0	0.0	0.0	0.0	0.0	0.0	0.0	0.0	0.0	32.5°	19.4	15.6
0.0	0.0	0.0	0.0	0.0	0.0	0.0	0.0	0.0	0.0	35°	16.5	14.2
0.0	0.0	0.0	0.0	0.0	0.0	0.0	0.0	0.0	0.0	37.5°	14.8	13.2
0.0	0.0	0.0	0.0	0.0	0.0	0.0	0.0	0.0	0.0	40°	13.8	12.7
0.0	0.0	0.0	0.0	0.0	0.0	0.0	0.0	0.0	0.0	42.5°	13.2	12.2
0.0	0.0	0.0	0.0	0.0	0.0	0.0	0.0	0.0	0.0	45°	12.9	12.0
0.0	0.0	0.0	0.0	0.0	0.0	0.0	0.0	0.0	0.0	47.5°	12.7	11.6
0.0	0.0	0.0	0.0	0.0	0.0	0.0	0.0	0.0	0.0	50°	12.5	11.6
0.0	0.0	0.0	0.0	0.0	0.0	0.0	0.0	0.0	0.0	52.5°	12.6	11.8
0.0	0.0	0.0	0.0	0.0	0.0	0.0	0.0	0.0	0.0	55°	13.1	11.8
0.0	0.0	0.0	0.0	0.0	0.0	0.0	0.0	0.0	0.0	57.5°	13.9	11.8
0.0	0.0	0.0	0.0	0.0	0.0	0.0	0.0	0.0	0.0	60°	14.5	12.0
0.0	0.0	0.0	0.0	0.0	0.0	0.0	0.0	0.0	0.0	62.5°	14.7	12.3
0.0	0.0	0.0	0.0	0.0	0.0	0.0	0.0	0.0	0.0	65°	14.5	12.5
0.0	0.0	0.0	0.0	0.0	0.0	0.0	0.0	0.0	0.0	66°	14.3	12.5
0.0	0.0	0.0	0.0	0.0	0.0	0.0	0.0	0.0	0.0	67.5°	14.0	12.3
										70°	13.3	11.6
										72.5°	12.0	10.4
										75°	10.2	8.4
										77.5°	8.3	6.8
										80°	6.2	5.1
										82.5°	4.5	4.0
										85°	3.2	2.8
										87.5°	1.9	1.7
										90°	0.5	0.5
										92.5°	0.0	0.0
										95°	0.0	0.0
										97.5°	0.0	0.0
										100°	0.0	0.0
										102.5°	0.0	0.0
										105°	0.0	0.0
										107.5°	0.0	0.0



REPORT NUMBER: P226913

CATALOG NUMBER: ISW-AF-XXX-LED-E1-

XX-LED-E1-SL3-7050-XXB

tinued):

135°	145°	155°	165°	175°	180°
170.9	170.9	170.9	170.9	170.9	170.9
162.7	162.6	160.2	159.7	158.1	159.0
148.9	147.3	142.9	142.1	140.2	139.8
132.4	127.9	124.4	120.6	116.9	118.7
113.1	105.5	97.9	92.9	90.9	90.2
94.8	81.1	71.6	61.7	58.3	59.5
72.6	57.0	44.3	38.6	35.3	34.7
51.2	36.6	30.7	29.2	28.5	28.5
34.7	27.9	25.7	25.0	25.0	25.1
26.4	23.4	22.5	22.6	23.0	23.1
21.9	20.7	20.3	20.9	21.7	21.8
18.9	18.6	18.7	19.6	20.4	20.4
16.6	16.9	17.3	18.0	18.7	18.9
15.0	15.4	15.7	16.2	16.6	16.7
13.8	14.4	14.3	14.6	14.9	15.0
13.1	13.4	13.1	13.3	13.3	13.5
12.5	12.6	12.2	12.2	12.4	12.4
12.0	11.9	11.4	11.6	11.9	12.0
11.4	11.2	10.8	11.2	11.7	11.8
10.9	10.7	10.5	11.0	11.6	11.7
10.7	10.5	10.3	11.0	11.6	11.7
10.7	10.5	10.3	10.8	11.4	11.5
10.8	10.6	10.2	10.7	11.1	11.2
10.9	10.7	10.0	10.3	10.5	10.6
10.9	10.5	9.8	9.9	9.9	10.0
10.7	10.2	9.5	9.5	9.4	9.4
10.7	9.8	9.1	8.9	8.7	8.7
10.6	9.7	9.0	8.7	8.4	8.4
10.4	9.5	8.8	8.4	8.1	8.1
9.7	9.2	8.3	7.9	7.6	7.5
8.7	8.4	7.7	7.4	7.1	7.0
7.3	7.4	7.0	6.8	6.6	6.5
6.2	6.4	6.2	6.1	5.9	5.8
4.9	5.3	5.1	5.1	5.2	5.0
3.8	4.2	4.1	4.2	4.4	4.1
2.6	3.1	3.1	3.2	3.3	3.1
1.6	2.0	1.9	2.0	2.0	1.9
0.4	0.7	0.4	0.6	0.5	0.4
0.0	0.0	0.0	0.0	0.0	0.0
0.0	0.0	0.0	0.0	0.0	0.0
0.0	0.0	0.0	0.0	0.0	0.0
0.0	0.0	0.0	0.0	0.0	0.0
0.0	0.0	0.0	0.0	0.0	0.0
0.0	0.0	0.0	0.0	0.0	0.0
0.0	0.0	0.0	0.0	0.0	0.0
0.0	0.0	0.0	0.0	0.0	0.0
0.0	0.0	0.0	0.0	0.0	0.0

CANDELA DISTRIBUTION (continued):

	115°	125°	135°
110°	0.0	0.0	0.0
112.5°	0.0	0.0	0.0
115°	0.0	0.0	0.0
117.5°	0.0	0.0	0.0
120°	0.0	0.0	0.0
122.5°	0.0	0.0	0.0
125°	0.0	0.0	0.0
127.5°	0.0	0.0	0.0
130°	0.0	0.0	0.0
132.5°	0.0	0.0	0.0
135°	0.0	0.0	0.0
137.5°	0.0	0.0	0.0
140°	0.0	0.0	0.0
142.5°	0.0	0.0	0.0
145°	0.0	0.0	0.0
147.5°	0.0	0.0	0.0
150°	0.0	0.0	0.0
152.5°	0.0	0.0	0.0
155°	0.0	0.0	0.0
157.5°	0.0	0.0	0.0
160°	0.0	0.0	0.0
162.5°	0.0	0.0	0.0
165°	0.0	0.0	0.0
167.5°	0.0	0.0	0.0
170°	0.0	0.0	0.0
172.5°	0.0	0.0	0.0
175°	0.0	0.0	0.0
177.5°	0.0	0.0	0.0
180°	0.0	0.0	0.0

-SL3-7050-XXB

145°	155°	165°	175°	180°
0.0	0.0	0.0	0.0	0.0
0.0	0.0	0.0	0.0	0.0
0.0	0.0	0.0	0.0	0.0
0.0	0.0	0.0	0.0	0.0
0.0	0.0	0.0	0.0	0.0
0.0	0.0	0.0	0.0	0.0
0.0	0.0	0.0	0.0	0.0
0.0	0.0	0.0	0.0	0.0
0.0	0.0	0.0	0.0	0.0
0.0	0.0	0.0	0.0	0.0
0.0	0.0	0.0	0.0	0.0
0.0	0.0	0.0	0.0	0.0
0.0	0.0	0.0	0.0	0.0
0.0	0.0	0.0	0.0	0.0
0.0	0.0	0.0	0.0	0.0
0.0	0.0	0.0	0.0	0.0
0.0	0.0	0.0	0.0	0.0
0.0	0.0	0.0	0.0	0.0
0.0	0.0	0.0	0.0	0.0
0.0	0.0	0.0	0.0	0.0
0.0	0.0	0.0	0.0	0.0
0.0	0.0	0.0	0.0	0.0
0.0	0.0	0.0	0.0	0.0
0.0	0.0	0.0	0.0	0.0
0.0	0.0	0.0	0.0	0.0
0.0	0.0	0.0	0.0	0.0
0.0	0.0	0.0	0.0	0.0

(END OF REPORT)